

**ÜRÜN BİLGİLERİ / PRODUCT DETAILS**

**Tanım/Description** = Duş Kanalı/Shower Chann

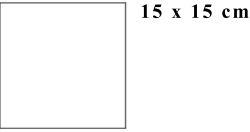
**Seri/Type** = Drainline

**Renk Alternatifleri/ Color Alternatives**

Inox(Satinox) - Inox Ayna (Mirror)

Altın Ayna(Gold) - Bakır Ayna(Bronze)

**Ebat / Size**  10 x 10 cm



**Sifon S05 / Siphon S05**

**h: 70 mm**

**Debi : 48 lt/dk - Flow: 48 lt/dk**




**Design - 1**



**Design - 2**



**Design - 3**



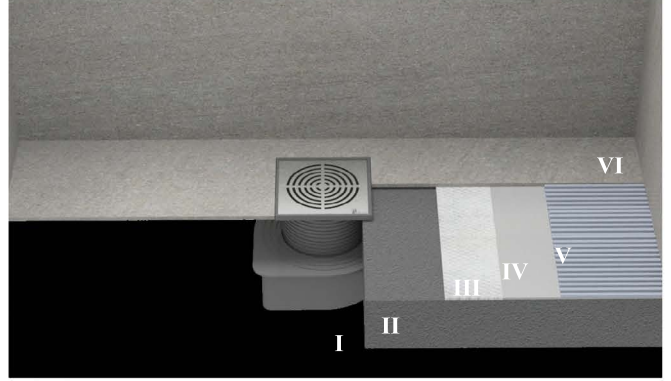
**Design - 4**



**Design - 5**

**UYGULAMA KESİTİ**  
**APPLICATION CROSS SECTION**

1. Döşeme Betonu / Covering Concrete
2. Tesviye Betonu / Levelling Concrete
3. Ph Dizayn Butil Bant / ph design Butil Bant
4. İzolasyon Katmanı / Insulation Layer
5. Yapıştırıcı / Adhesive
6. Kaplama Malzemesi / Covering



**ÜRÜN AÇILIM ŞEMASI**  
**ASSEMBY SCHEME**

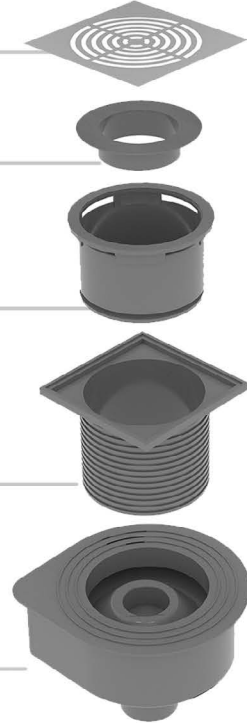
**Kapak (1.5 mm kalınlık) / Top cover (1.5 mm)**  
304 kalite paslanmaz çelik / 304 quality stainless steel

**Saç Tutucu Süzgeç / Hair Holder**

**Koku Önleyici / Prevent Odor System**

**Yükseklik Ayar Çerçevesi / Final Height Adjustment Frame**

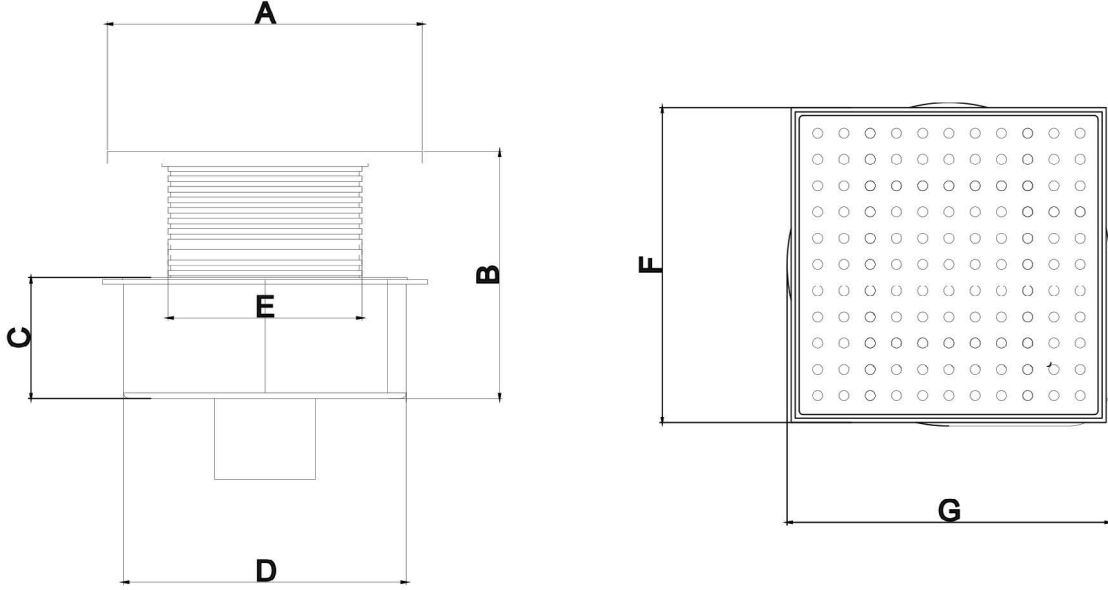
**Yalıtım Flaşı / Insulating Flange**



**Sifon Tipi : S05**

Showerchannel  
Duş Kanalı

**TEKNİK ÇİZİM**  
**TECHNICAL DRAWING**



**TEKNİK ÖLÇÜLER (cm)**  
**TECHNICAL SIZE (cm)**

	10	15
<b>A</b>	10	15
<b>B</b>	AYARLANABİLİR YÜKSEKLİK	AYARLANABİLİR YÜKSEKLİK
<b>C</b>	6	6
<b>D</b>	14	14
<b>E</b>	9.6	9.6
<b>F</b>	10	15
<b>G</b>	16	16