

ÜRÜN BİLGİLERİ / PRODUCT DETAILS

Tanım/Description = Duş Kanalı/Shower Channel

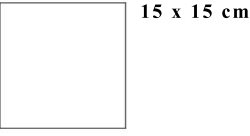
Seri/Type = Drainline

Renk Alternatifleri/ Color Alternatives

Inox(Satinox) - Inox Ayna (Mirror)

Altın Ayna(Gold) - Bakır Ayna(Bronze)

Ebat / Size  10 x 10 cm



Sifon S04 / Siphon S04

h: 70 mm

Debi : 48 lt/dk - Flow: 48 lt/dk




Design - 1



Design - 2



Design - 3



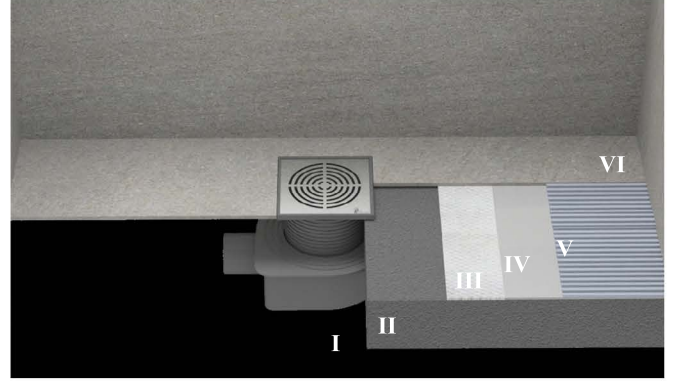
Design - 4



Design - 5

UYGULAMA KESİTİ
APPLICATION CROSS SECTION

1. Döşeme Betonu / Covering Concrete
2. Tesviye Betonu / Levelling Concrete
3. Ph Dizayn Butil Bant / ph design Butil Bant
4. İzolasyon Katmanı / Insulation Layer
5. Yapıştırıcı / Adhesive
6. Kaplama Malzemesi / Covering



ÜRÜN AÇILIM ŞEMASI
ASSEMBY SCHEME


Kapak (1.5 mm kalınlık) / Top cover (1.5 mm)
304 kalite paslanmaz çelik / 304 quality stainless steel

Saç Tutucu Süzgeç / Hair Holder

Koku Önleyici / Prevent Odor System

Yükseklik Ayar Çerçevesi / Final Height Adjustment Frame

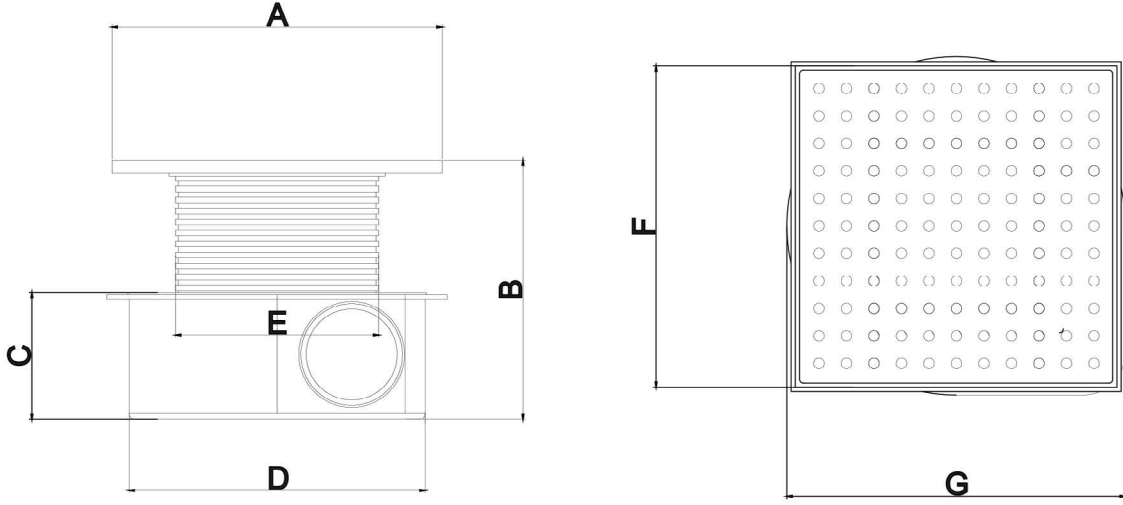
Yalıtım Flaşı / Insulating Flange



Sifon Tipi : S04

Showerchannel
Duş Kanalı

TEKNİK ÇİZİM
TECHNICAL DRAWING



TEKNİK ÖLÇÜLER (cm)
TECHNICAL SIZE (cm)

	10	15
A	10	15
B	AYARLANABİLİR YÜKSEKLİK	AYARLANABİLİR YÜKSEKLİK
C	6	6
D	14	14
E	9.6	9.6
F	10	15
G	16	16