

ÜRÜN BİLGİLERİ / PRODUCT DETAILS

Tanım/Description = Duş Kanalı/Shower Channel

Seri/Type = Drainline

Renk Alternatifleri/ Color Alternatives

Inox(Satinox) - Inox Ayna (Mirror)

Altın Ayna(Gold) - Bakır Ayna(Bronze)

Ebat / Size 30 cm
 40 cm
 50 cm
 60 cm
 70 cm
 80 cm
 90 cm

Sifon S11 / Siphon S11

h: 70 mm

Debi : 60 lt/dk - Flow: 60 lt/dk





Linear



Greek




Invisible



Invisible

UYGULAMA KESİTİ
APPLICATION CROSS SECTION

1. Döşeme Betonu / Covering Concrete
2. Tesviye Betonu / Levelling Concrete
3. Ph Dizayn Butil Bant / ph design Butil Bant
4. İzolasyon Katmanı / Insulation Layer
5. Yapıştırıcı / Adhesive
6. Kaplama Malzemesi / Covering



ÜRÜN AÇILIM ŞEMASI
ASSEMBLY SCHEME

Kapak (1.5 mm kalınlık) / Top cover (1.5 mm)
304 kalite paslanmaz çelik / 304 quality stainless steel

Yükseklik Ayar Vidası / Height Adjustment Screw
304 kalite paslanmaz çelik / 304 quality stainless steel

Saç Tutucu Süzgeç / Hair Holder

Yalıtım Etekli Ana Gövde / Insulated Main Body
304 kalite paslanmaz çelik / 304 quality stainless steel

Patentli Contasız Bağlantı Parçası / Patented Without Gasket Part

360° Döner Sifon S11 / 360° Degree Rotating Flusher

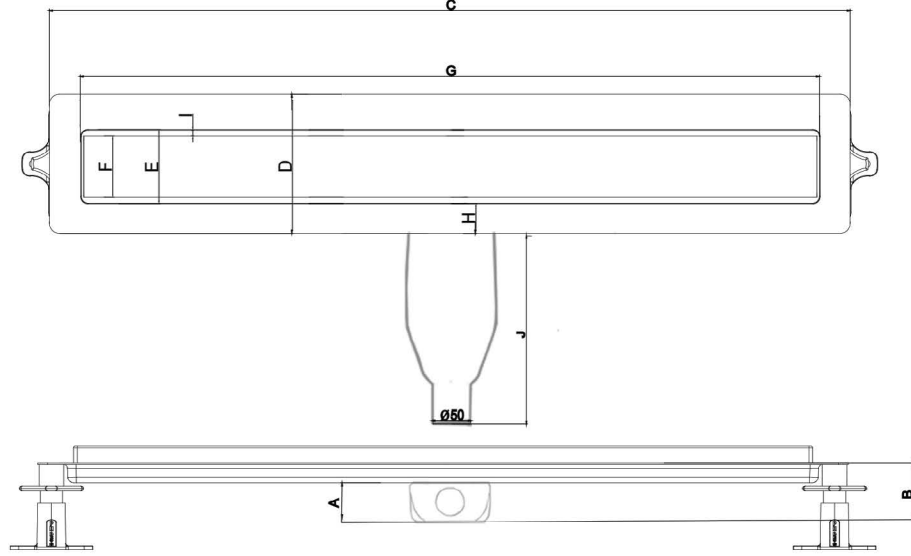
Yükseklik Ayar Parçası / Height Adjustment Kit

*Minimum Şap Yüksekliği = 7 cm



Sifon Tipi : S11

TEKNİK ÇİZİM
TECHNICAL DRAWING



TEKNİK ÖLÇÜLER (cm)
TECHNICAL SIZE (cm)

	30	40	50	60	70	80	90
A	5	5	5	5	5	5	5
B	7	7	7	7	7	7	7
C	35	45	55	65	75	85	95
D	11.3	11.3	11.3	11.3	11.3	11.3	11.3
E	5.2	5.2	5.2	5.2	5.2	5.2	5.2
F	6.3	6.3	6.3	6.3	6.3	6.3	6.3
G	30	40	50	60	70	80	90
H	2.5	2.5	2.5	2.5	2.5	2.5	2.5
I	0.5	0.5	0.5	0.5	0.5	0.5	0.5
J	13.5	13.5	13.5	13.5	13.5	13.5	13.5