

ÜRÜN BİLGİLERİ / PRODUCT DETAILS

Tanım/Description = Duş Kanalı/Shower Channel

Seri/Type = Drainline

Renk Alternatifleri/ Color Alternatives

Inox(Satinox) - Inox Ayna (Mirror)

Altın Ayna(Gold) - Bakır Ayna(Bronze)


Ebat / Size 30 cm
 40 cm
 50 cm
 60 cm
 70 cm
 80 cm
 90 cm
 100 cm
 120 cm



Sifon S03 / Siphon S03

h: 30/80 mm

Debi : 48 lt/dk - Flow: 48 lt/dk



Circle



Seramik



Greek



Square





Linear



Geox




Mermer



A Seramik : 11 mm
Mermer : 21 mm

UYGULAMA KESİTİ
APPLICATION CROSS SECTION

1. Döşeme Betonu / Covering Concrete
2. Tesviye Betonu / Levelling Concrete
3. Ph Dizayn Butil Bant / ph design Butil Bant
4. İzolasyon Katmanı / Insulation Layer
5. Yapıştırıcı / Adhesive
6. Kaplama Malzemesi / Covering



ÜRÜN AÇILIM ŞEMASI
ASSEMBLY SCHEME

Kapak (1.5 mm kalınlık) / Top cover (1.5 mm)
304 kalite paslanmaz çelik / 304 quality stainless steel

Yükseklik Ayar Çerçevesi (2.5 mm) / Final height adjustment Frame (2.5 mm)
304 kalite paslanmaz çelik / 304 quality stainless steel

Yükseklik Ayar Vidası / Height Adjustment Screw

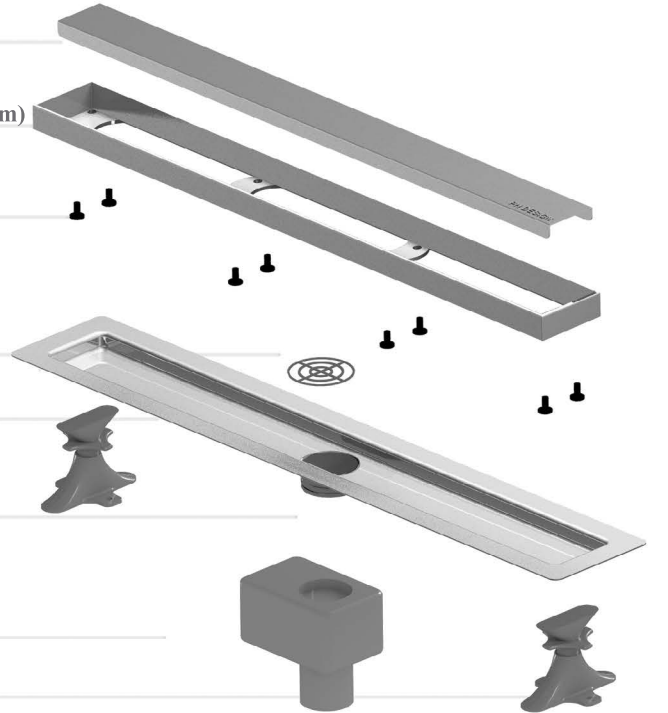
Saç Tutucu Süzgeç / Hair Holder

Yalıtım Etekli Ana Gövde (1.2 mm) / Insulated Main Body (1.2 mm)
304 kalite paslanmaz çelik / 304 quality stainless steel

Patentli Contasız Bağlantı Parçası / Patented Without Gasket Part

360° Döner Sifon S03 / 360° Degree Rotating Flusher

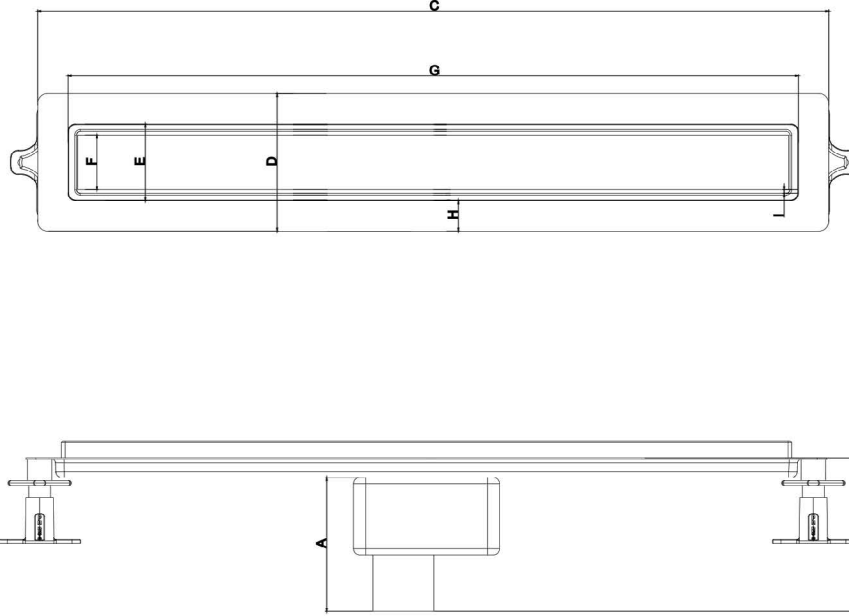
Yükseklik Ayar Parçası / Height Adjustment Kit



Sifon Tipi : S03

Showerchannel
Duş Kanalı

TEKNİK ÇİZİM
TECHNICAL DRAWING



TEKNİK ÖLÇÜLER (cm)
TECHNICAL SIZE (cm)

	30	40	50	60	70	80	90	100	120
A	11	11	11	11	11	11	11	11	11
B	12.6	12.6	12.6	12.6	12.6	12.6	12.6	12.6	12.6
C	35	45	55	65	75	85	95	105	125
D	11.3	11.3	11.3	11.3	11.3	11.3	11.3	11.3	11.3
E	4.5	4.5	4.5	4.5	4.5	4.5	4.5	4.5	4.5
F	6.3	6.3	6.3	6.3	6.3	6.3	6.3	6.3	6.3
G	30	40	50	60	70	80	90	100	120
H	2.5	2.5	2.5	2.5	2.5	2.5	2.5	2.5	2.5
I	0.3	0.3	0.3	0.3	0.3	0.3	0.3	0.3	0.3