

ÜRÜN BİLGİLERİ / PRODUCT DETAILS

Tanım/Description = Duş Kanalı/Shower Channel


Seri/Type = Drainline

Renk Alternatifleri/ Color Alternatives

Inox(Satinox) - Inox Ayna (Mirror)

Altın Ayna(Gold) - Bakır Ayna(Bronze)

Ebat / Size 10 x 10 cm



15 x 15 cm



Sifon S08 / Siphon S08

h: 30/80 mm

Karot ø: 110 mm - Core Drill Diameter ø: 110 mm


Debi : 48 lt/dk - Flow: 48 lt/dk




Design - 1



Design - 2



Design - 3



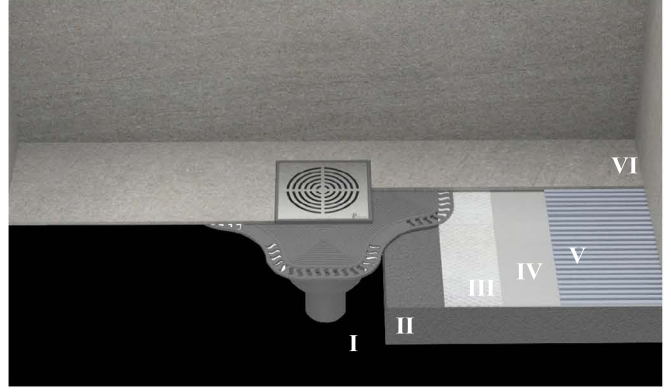
Design - 4



Design - 5

UYGULAMA KESİTİ
APPLICATION CROSS SECTION

1. Döşeme Betonu / Covering Concrete
2. Tesviye Betonu / Levelling Concrete
3. Ph Dizayn Butil Bant / ph design Butil Bant
4. İzolasyon Katmanı / Insulation Layer
5. Yapıştırıcı / Adhesive
6. Kaplama Malzemesi / Covering



ÜRÜN AÇILIM ŞEMASI
ASSEMBY SCHEME

Kapak (1.5 mm kalınlık) / Top cover (1.5 mm)
304 kalite paslanmaz çelik / 304 quality stainless steel

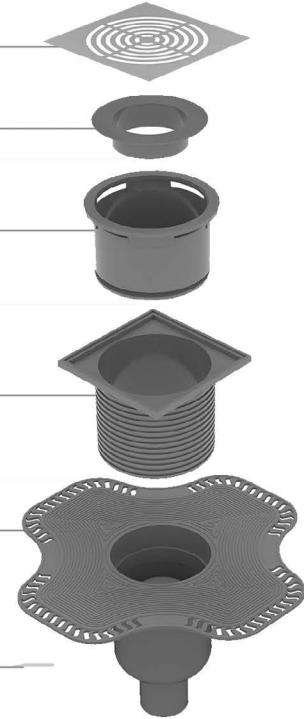
Saç Tutucu Süzgeç / Hair Holder

Koku Önleyici / Prevent Odor System

Yükseklik Ayar Çerçevesi / Final Height Adjustment Frame

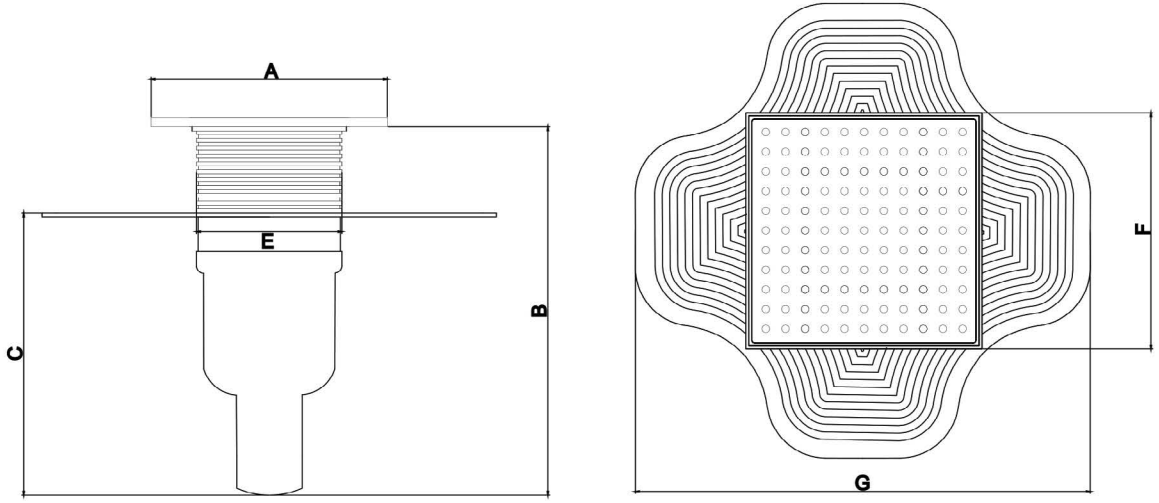
Yalıtım Flanşı / Insulating Flange

S Sifon / S Siphon



Sifon Tipi : S08

TEKNİK ÇİZİM
TECHNICAL DRAWING



TEKNİK ÖLÇÜLER (cm)
TECHNICAL SIZE (cm)

	10	15
A	10	15
B	AYARLANABİLİR YÜKSEKLİK	AYARLANABİLİR YÜKSEKLİK
C	18	18
E	9.6	9.6
F	10	15
G	30	30