

ÜRÜN BİLGİLERİ / PRODUCT DETAILS

Tanım/Description = Duş Kanalı/Shower Channel

Seri/Type = Drainline

Renk Alternatifleri/ Color Alternatives

Inox(Satinox) - Inox Ayna (Mirror)

Altın Ayna(Gold) - Bakır Ayna(Bronze)

Ebat / Size

<input type="checkbox"/>	40 cm
<input type="checkbox"/>	50 cm
<input type="checkbox"/>	60 cm
<input type="checkbox"/>	80 cm
<input type="checkbox"/>	120 cm

Sifon S03 / Siphon S03

h: 30/80 mm

Karot ø: 120 mm - Care Dril Diameter ø: 120 mm

Debi : 48 lt/dk - Flow: 48 lt/dk



Elegant



Trendy




Qdrain



UYGULAMA KESİTİ
APPLICATION CROSS SECTION

1. Döşeme Betonu / Covering Concrete
2. Tesviye Betonu / Levelling Concrete
3. Ph Dizayn Butil Bant / ph design Butil Bant
4. İzolasyon Katmanı / Insulation Layer
5. Yapıştırıcı / Adhesive
6. Kaplama Malzemesi / Covering



ÜRÜN AÇILIM ŞEMASI
ASSEMBY SCHEME

Kapak (1.5 mm kalınlık) / Top cover (1.5 mm)
304 kalite paslanmaz çelik / 304 quality stainless steel

Yükseklik Ayar Çerçevesi (2.5 mm) / Final height adjustment Frame (2.5 mm)
304 kalite paslanmaz çelik / 304 quality stainless steel

Yükseklik Ayar Vidası / Height Adjustment Screw

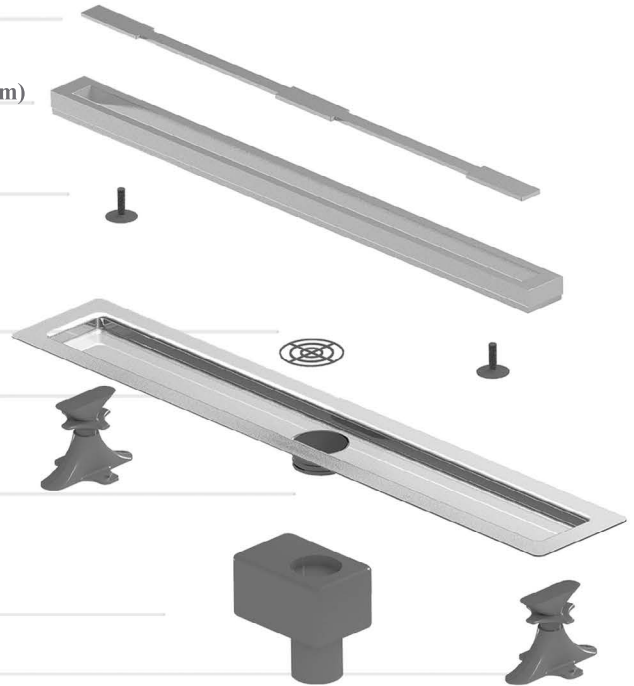
Saç Tutucu Süzgeç / Hair Holder

Yalıtım Etekli Ana Gövde (1.2 mm) / Insulated Main Body (1.2 mm)
304 kalite paslanmaz çelik / 304 quality stainless steel

Patentli Contasız Bağlantı Parçası / Patented Without Gasket Part

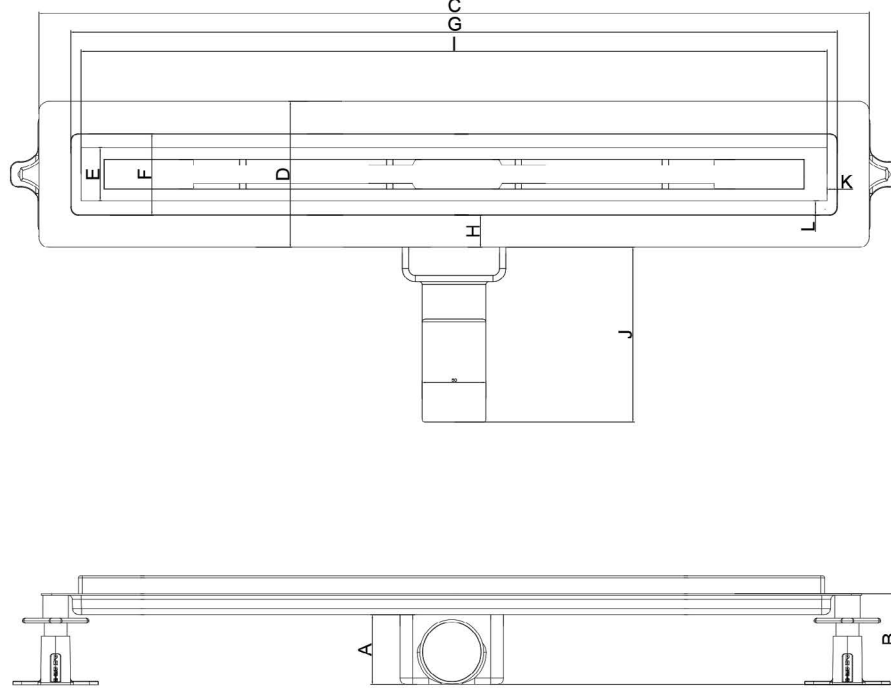
360° Döner Sifon S03 / 360° Degree Rotating Flusher

Yükseklik Ayar Parçası / Height Adjustment Kit



Sifon Tipi : S03

TEKNİK ÇİZİM
TECHNICAL DRAWING



TEKNİK ÖLÇÜLER (cm)
TECHNICAL SIZE (cm)

	40	50	60	80	120
A	5	5	5	5	5
B	7	7	7	7	7
C	45	55	65	85	125
D	11.3	11.3	11.3	11.3	11.3
E	4.5	4.5	4.5	4.5	4.5
F	6.3	6.3	6.3	6.3	6.3
G	40	50	60	80	120
H	2.5	2.5	2.5	2.5	2.5
I	38.4	48.4	58.4	78.4	118.4
J	13.5	13.5	13.5	13.5	13.5
K	0.8	0.8	0.8	0.8	0.8
L	1.1	1.1	1.1	1.1	1.1